



21105

 **Senario™**

**VS MAXX™**



**77-IN-1**

**WIRELESS VIDEO GAME SYSTEM**



## THANK YOU

Thanks for purchasing this Senario VS-MAXX™ video game. This battery powered control console has 77 preprogrammed games built into it. Just connect it to your television, VCR, or video monitor with the attached audio/video cable and you're ready to play! Your VS-MAXX system is designed for many hours of game-playing fun. To ensure proper performance, please read this manual before connecting the VS-MAXX to your television.

## Contents

Battery Installation.....	3
Controls And Connections.....	4
Using Your VS-MAXX.....	5
Game Descriptions.....	6
Caring For Your VS-MAXX.....	32
Troubleshooting.....	33
Warnings and Precautions.....	34



## BATTERY INSTALLATION

Your VS-MAXX requires 7 type-AA batteries.

### Installing Or Replacing Batteries

1. Remove cover on the bottom of the controller or receiver.
2. Remove exhausted batteries and dispose of properly.
3. Replace with new type-AA batteries. Be sure the positive (+) and negative (-) ends of the batteries are facing the correct direction (see image). For best results use only fresh, high quality, alkaline batteries.
4. Replace battery cover.

### Battery Warnings

- Remove the batteries when your VS-MAXX will not be used for a long time.
- Battery installation should be supervised by an adult.
- Do not mix old and new batteries.
- Do not mix alkaline batteries with standard (carbon-zinc) or rechargeable batteries.
- Do not mix different brands of batteries.
- Only use batteries of the same type recommended in this manual.
- Be sure to insert batteries with correct polarity.
- Remove exhausted from the product.
- Do not short circuit the supply terminals.
- Do not attempt to recharge non-rechargeable batteries (alkaline or standard).


If the images on your TV screen begin to break up or blur, your batteries are probably getting weak. When the batteries finally lose their charge, the Power LED will dim, and the VS-MAXX will turn itself off.

## CONTROLS AND CONNECTIONS

Your VS-MAXX game console connects to the TV set via a pair of standard RCA plugs. Most TV sets, video monitors, and VCRs have easily accessible RCA-type jacks. These are color coded to indicate the video connection (yellow) and audio connections (red and/or white). These A/V connections will be located either in the front or back of your TV, video monitor, or VCR. The A/V plugs on the VS-MAXX console must be connected to the proper "input" RCA-type jacks. Be sure to insert the yellow video jack into the yellow socket. The remaining audio plug can be inserted into either the white or red audio socket on your TV, video monitor, or VCR.

In order to play your VS-MAXX game, you'll need to tune your TV to the proper channel. This is often called "input", "auxiliary", or "line in." In some cases, you'll need to use the remote that came with your TV, video monitor, or VCR to locate this channel.

Note: If your TV, video monitor, or VCR does not have RCA jacks, you will need to purchase a separate A/V adaptor (not included).



The VS-MAXX handset communicates with the console by a harmless infrared beam. In order to function properly, the transmitter on the front of the handset must have a clear path to the receiving console on your television. If your game does not respond when you press buttons or move the joystick, make sure both units are turned on and nothing is blocking the IR beam.

## USING YOUR VS- MAXX

### Turning On Your VS-MAXX

1. Make sure your VS-MAXX is turned off before connecting it to your television set.
2. Connect the RCA plugs to your TV, VCR, or video monitor.
2. Turn your television on and switch to the A/V channel. This is often called *input*, *video*, *line in*, or *auxiliary* mode. You might have to change channels using the TV, video monitor, or VCR remote control to access it. Look for a button marked *input* on the remote.
3. Slide the VS-MAXX power switches to the "ON" position. Be sure to turn on both the console and the joystick.
4. Select the game you want to play using the joystick, then press "START".

### Turning Off Your VS-MAXX

1. After you have finished playing, slide the power switches on the joystick and console to the "OFF" position.
2. Disconnect the VS-MAXX from the television and switch the channel back to view regular TV programs.

## GAME DESCRIPTIONS

### 1. Aero Engine



A fierce battle rages in outer space. You command a starship trying to destroy the invading alien armada. Pick up one blue power sphere for double fire. Pick up two blue power spheres and you'll unlock triple fire!

Joystick: 8 directions  
 button: Fire

### 2. Ball Clash



You must throw all the red balls to your opponent's side. Be careful not to be hit by the balls your opponent throws back at you or you'll freeze for several seconds! The player who throws all the balls to the other side first is the winner.

Joystick: Left and Right  
 button: Throw

### 3. Ball Mania




Colored balls are fired at the disc in the center chamber. When a ball hits the disc or another ball, it sticks. Rotate the disc (and all the balls stuck to it) with the joystick. Make the balls fired into the chamber hit balls of their own color. When they do, both balls will burst!

Joystick: Rotate the center disc  
 button: Pause the game



### 4. Balloon Man



Like most frogs, Freddy always wanted to fly. Unlike most frogs, he found a way to do it! In order to stay aloft, he needs to catch lots of helium balloons. Once he's collected enough, he'll advance to the next level. Be careful to avoid falling stars, they'll burst Freddy's balloons!

Joystick: Left and Right  
 button: Go higher

### 5. Basketball



Step up to the free throw line and try to break the record of 20 baskets (1 point each) in the time limit. Watch the power bar at the top right of the screen. When it reaches the level you want, press the shoot button to throw the ball.

button: Shoot a basket

## 6. Bean's Adventure



In this fun game you must fill the holes in the road with stones so you can roll the ball onto the treasure chest. When you have a smooth road, you can push the ball into place and break open the chest. Run in and grab the treasure before time runs out and you win!

Joystick: 4 directions  
 button: Abandon this attempt

## 7. Big Racing



The International Racing Championship is on the line! You're at the wheel of a supercharged car, weaving in and out of the pack. Don't bump into other cars and watch out for dangerous obstacles!

Joystick: Up and Down  
 button: Accelerate  
 button: Brake

## 8. Bingo Zap



Roll the ball into the indicated hole while avoiding the wrong ones. You only have a certain amount of time to complete the task, so hurry up! As you progress, you'll have less and less time to complete each new level. Your remaining time and lives are shown on the screen.

Joystick: 8 directions  
 or  button: Start next screen

## 9. Birdie Nest



Balance the bird on the stick while catching its eggs. Sound too easy? You've obviously never tried to balance a bird on a stick! And watch out for the bird droppings! If you get hit by the droppings 10 times, or the bird falls down, you lose!

Joystick: Left and Right

## 10. Block Flying



The enemy is about to launch their final attack! In order to stop them, you'll have to blast your way through their defenses! Fire blocks to fill in the spaces in their walls. When an area is full, it will vanish! Make sure you destroy all the walls because you can't fly past them!

Joystick: Left and Right, Up to increase speed  
 button: Shooting

## 11. Block Out



In this classic game, you use the pad below to bounce the ball off the brick wall above. Each time it hits, the ball will shatter the brick and bounce away. Destroy the entire wall and you'll advance to the next level! Try to grab falling treasures along the way!

Joystick: Left and Right  
 button: Launch the ball

## 12. Bounce



You'll need quick reflexes and more than a little luck in this challenging game! Use the four paddles to bump the flying ball away from the wall. If it hits the side of the board, it's game over!

Joystick: 4 directions

## 13. Bubble Blaster



Different colored balls move along the track toward the player. If a ball reaches the middle of the track, the game is over. Fire balls from the center of the board into position on the track. When three or more of the same color balls connect, they'll be removed.

Joystick: 8 directions  
 button: Shooting

## 14. Build Up Road



Avoid rocks and trees as you carve out a highway across the land! When the road is done, the car will automatically drive to the final destination in the bottom right corner!

Joystick: 8 directions  
 button: Select or Place a road section  
 button: Abandon a road section

## 15. Bump Car



You're driving on a bumpy road full of broken logs, jagged stones, and even bombs! You can drive on or off the road, but going overland will really slow you down. Can you make it home safely?

Joystick: Left and Right  
 button: Accelerate  
 button: Jump

## 16. Catch The Egg



There's nothing better for breakfast than Firebird Eggs! Catch the eggs they drop as they fly overhead and you'll have a meal fit for a king! But beware, these evil birds have also been known to randomly throw down bombs!

Joystick: Left and Right

## 17. Challenge 100



You're exploring deeper and deeper into an ancient cave. Move back and forth, dropping from one platform to the next, while avoiding the deadly spikes. Watch out for surprises and don't get crushed against the top of the screen or fall off the bottom!

Joystick: Left and Right

## 18. Crazy Hit



There are giant gophers living under your new house and ruining your beautiful lawn! Once they pop up from their holes, you must bop them on the head. The more gophers you bop, the more points you earn.

Joystick: 8 Directions  
 button: Hit

## 19. Dangerous Zone



Place the falling blocks in the blank spaces. When a row is complete, the blocks disappear. Work fast, because time is running out! Be careful not to be hit by the falling blocks!

Joystick: Left and Right  
 button: Pick up and put down  
 button: Jump

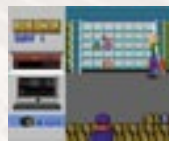
## 20. Dart Champion



Targets are fired from the left and right. To hit a target, fire your dart gun when the left or right aiming square overlaps it. Be sure to hit the correct button or you'll fire in the wrong direction! A white target is worth 100 points and a blue target is worth 300 points.

button: Fire at the left targets  
 button: Fire at the right targets

## 21. Delivery Man



If you want to keep your new job, you have to be fast! In this game, you race against time to keep the shelves filled as customers shop. Work fast or Bob The Boss will fire you!

Joystick: 8 directions  
 button: Pick up goods  
 button: Put goods on the shelf

## 22. Delta Fighter



Take the pilot's seat and control your plane during a very furious and dangerous flight! Keep an eye on your fuel level at the bottom of the screen, it decreases as time passes. And, of course, be careful of all the danger ahead!

Joystick: 8 directions  
 button: Shooting

## 23. Dragon Fire



Guide your dragon to the fireballs so he can swallow them. The more fireballs he eats, the longer he becomes! Fly carefully, however, because the game is over if he bumps into barriers, the edge of the board, or his own tail!

Joystick: 4 directions


## 24. Dump Lorry Race



You must race against time, guiding your 4x4 over a long road. Watch out for sharp turns and other drivers. Be careful, it takes speed and skill to win the race!

Joystick: Left and Right  
 button: Accelerate  
 button: Brake

## 25. Elfland



Destroy the monster that is the same color as your elf to save Elfland. If you want to eliminate other monsters, just jump into the different paint buckets and color yourself the same as the monster! If a monster of a different color hits you, you'll lose a life.

Joystick: Left and Right  
 button: Jump

## 26. Excel Racing



Gather all of the flags and return to the starting line before being tagged by one of the other racers. You have a limited supply of bombs you can use to hold back your opponents. You lose the game if you run into bombs or collide with other racers.

Joystick: 4 directions  
 button: Position the bomb


## 27. Fancy Match



Move around the board and flip over tiles, trying to find two that match. When you find a pair, they will disappear! Clear all the tiles before time runs out to win. Be careful not to bump into the enemies on the board!

Joystick: 4 directions  
 button: Select

## 28. Fast Race



Fasten your seatbelt and get ready for an exciting road race! Avoid all the other cars and obstacles by careful driving and skillful jumps. Be careful not to jump just before a bridge or you'll smash into it and watch out for faster cars coming up from behind!

Joystick: Left and Right  
 button: Jump

## 29. Fire Fighter



Position the springy bed in order to bounce the falling fire fighter. During the bounce, he can put out the fires in the house or rescue the people calling for help. If all the fires are put out or all the trapped people are saved, you advance to the next level.

Joystick: Left and Right  
 button: Jump



### 30. Fish Catcher



The fish are just begging to be caught, jumping randomly to and fro. Catch the delicious red fish and you'll eat well tonight! Avoid the poisonous black fish, however, or you'll lose your power.

Joystick: Left and Right  
 button: Grab a fish!


### 31. Fish Quiz



In this challenging logic game, you've got to move Kendium the Fish Prince into the position indicated on the right. When you click on one of the fish, the others will circle around it. Pay close attention if you want to win!

Joystick: 8 Directions  
 button: Turn around the clockwise  
 button: Turn around the counter-clockwise

### 32. Gear Race



You're racing against time over a long wooden bridge. Bump off a green racer to score 100 points. Pick up canisters to score 50 points and add 5 more seconds to your time. Be careful not to hit the wooden bridge! Race until time runs out and see how many points you can score!

Joystick: Left and Right  
 button: Accelerate  
 button: Brake

### 33. Golden Arrow



Test your marksmanship as you shoot arrows at the moving targets. Press the  button to increase the angle of your shot (the greater the angle, the higher you are aiming) and release it to fire your arrow. Pay attention to the wind speed and try to hit the center of the target!

button: Set angle/Fire arrow  
 button: Set the wind strength

### 34. GP Race



Race your motorcycle through the city streets. Along the way, pick up fuel to increase your score and keep from running out of gas. Avoid obstacles and other motorcycles or you'll crash. If you can reach the destination, you'll advance to the next level!

Joystick: Left and Right  
 button: Accelerate  
 button: Normal Speed

### 35. Grass Cutter



It's your turn to mow the lawn. You thought you could get out of it, didn't you? Make sure you mow every square inch of the yard before time runs out. Keep an eye on the clouds, however, because rain will make the grass grown back!

Joystick: 4 directions

### 36. Hard Win



In this fast-paced game, you have to quickly control the paddles inside the tubes. Flip them left, right, or straight to force the falling colored balls into the buckets that match their color to earn points.

Joystick: 4 directions

### 37. Insect Chase



It's a beautiful sunny day; perfect weather for catching butterflies. You must use your net to catch all the butterflies. When you catch one, a rewarding text message will be shown on the screen.

Joystick: 3 directions

### 38. Jewel Master



In this game, jewels fall in groups of three. You can change their sequence as they fall by hitting the buttons on the controller. Try to line up jewels of the same shape and color so they'll disappear. Play for as long as you can!

Joystick: Left and Right, Push down to speed up falling jewels.

or  button: change sequence of three jewels

### 39. Jumping Ball



A robot automatically serves 20 balls to you. Hit each ball back at the three panels. When you hit a panel, it spins and you score 100 points. Get the same picture showing on all three panels and you'll score 1000 points! After all the balls have been served, the game is over.

button: Hit the ball

### 40. Last Cabra



Defeat the enemy air force. Watch out for battle stations hidden on land. Get through the enemy defenses and you'll encounter the mega-battle plane. Defeat this flying fortress and you win the game! Along the way, pick up "S" ammo to project scattering bullets.

Joystick: 8 directions

button: Fire

### 41. Lonely Island



Help Kiki and Lili the Penguins adventure on this lonely island. Along the way, you'll play five different mini-games as you race to complete this challenging, fun-filled adventure.

Joystick: 4 directions

button: Action

### 42. Loop Tennis



In this unusual game, you've got to bounce the ball from one racquet to another. Be sure to time your shot so the ball will land properly on the other racket. If you miss, you'll lose the ball!

- button: Soft bounce
- button: Hard bounce

### 43. Lucky Lawn Mower



A mower is mowing on the grassplot, the aim is to dredge the road and to pick up the diamonds and cassettes. When you collect gems enough, you will get across the toll-gate.

Joystick: 4 directions

### 44. Matching Tiles



You'll need a keen mind to win this game! Clear the board by removing pairs of identical tiles. A pair of tiles can only be removed if they are connected by a line with no more than two right angles in it. If you get stuck, you can also smash a limited number of tiles to clear paths!

- Joystick: 8 Directions
- button: Select
  - button: Smash Tiles

### 45. Monkey N Fox



The forest needs a new ruler, but will it be the monkey or the fox? Find out as they face each other in mortal combat to win the crown and become King of the Forest!

- Joystick: Up and Down
- button: Shooting


### 46. Motor Rally



Race your motorcycle against time, but watch out for other motorcycles and obstacles. If you reach the destination within the time limit, you will advance to the next level.

- Joystick: Left and Right
- button: Accelerate
  - button: Brake

### 47. Move Fun



In this strategy game, there are several types of objects displayed on the screen. Move them so any three or more of the same objects are connected in a straight line.

- Joystick: Move cursor
- button: Select object

### 48. Mr. Potato



Mr. Potato must collect all the keys to rescue his friend, Spud. On the way, he has to eliminate the monsters before they eliminate him! Mr. Potato is going to need lots of help if he's going to win this exciting game!

Joystick: 4 directions  
 button: Shooting

### 49. Ocean Quest



Race your powerboat along the river. If someone gets in your way, you can bump them aside! You move on to the next level when your boat reaches the destination within the time limit.

Joystick: Left and Right  
 button: Accelerate  
 button: Brake

### 50. Paint Master



You've been ordered to paint the entire hallway, so get to work! The only problem is, there are trouble makers out to stop you! If you can complete your task while avoiding your enemies, you'll advance to the next level.

Joystick: 4 directions

### 51. Pet Shop



Sometimes those barking dogs really get on your nerves! You control the cat on the left side. Try to hit the dog on the other side of the fence with the ball. If you hit the dog enough times, you win! Hit the  once to start charging up for your throw and again to throw the ball.

button: Start power meter, throw the ball

### 52. Pinball Track



Roll the pinball through the pipeline. Keep an eye open for keys; you'll need them to open the locked gates blocking your path. Open all the locks and you'll advance to the next round! Avoid the holes in the track or you'll fall through and lose a life.

Joystick: 4 directions

### 53. Pool Pro



Whether you're in a smoke-filled pool parlor off a back alley or under the bright lights of the World Championship stage, some people take the game very seriously. Are you up to the challenge? Chalk up your cue and step to the table. It's time to find out if you have what it takes!

Joystick: Position the cue ball  
 button: Adjust the cue ball angle, shoot  
 button: Look over all the balls' number

### 54. Push The Ball



Your opponent says no one can push the ball past him! You control your paddle with the direction pad. Will you try to beat your opponent with a bank shot or knock the ball past him before he knows what's coming? The choice is yours!

Joystick: 8 directions

### 55. Push The Box



In order to win at this game, you must reposition the boxes in each room. Move them from where they are to the target spaces (circles) as quickly as you can. Don't worry if you make a slight mistake; just hit the  button to undo your last move!

Joystick: 4 directions

button: Undo

Start: Restart the current level

### 56. Racing Boat



This is no quiet float down a lazy river! Race your boat down the river as far as you can before running out of fuel. Watch out for other boats and hazards, but try to scoop up the green fuel tanks floating in the water! It takes speed and reflexes to win!

Joystick: Left and Right

button: Accelerate

button: Brake

### 57. Right Spot



There are 6 colored spaces on the screen and 5 colored objects randomly placed on them. To win, simply move the objects to the position matching their color. You can only move along a dashed line onto a blank space. Sound easy? Give it a try!

Joystick: 8 directions

button: Select

### 58. Road Bumper




Full Contact Motorcycle Racing is the future's most exciting – and dangerous – sport! While the clock is ticking, drive your motorcycle and ram the other riders!

Joystick: Left and Right

button: Accelerate

button: Brake

### 59. Road Star



In order to prove you're the best daredevil driver in the city, you've accepted a challenge. You've got to jump your car off of a ramp and onto a very narrow stretch of smooth pavement! Go too far or not far enough and you'll end up driving a burning wreck!

button: Hold to set your acceleration, release to start your jump!


## 60. Runner Car



You must race over a long city street before running out of fuel, but watch out for other racers and road hazards like rocks. Pick up moneybags to get 100 bonus points and scoop up "P" markers to add more fuel.

Joystick: Left and Right  
 button: Accelerate  
 button: Brake

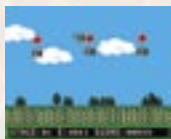
## 61. Sea War



Enemy submarines are attacking the shipping lanes and destroying your freighters! You've been ordered to clear the area and make it safe for the rest of the fleet! Avoid enemy attacks and destroy as many of their ships as you can.

Joystick: Left and Right  
 button: Fire

## 62. Sky Mission



The air is filled with dangerous enemies! By firing your gun at the ground, you discover you can blast yourself into the sky to fight them. Sound crazy? It sure is! So what are you waiting for?

Joystick: 4 directions  
 button: Shooting

## 63. Space Castle



Rows of space monsters are descending on your colony at an accelerating speed. Use your ground defense shuttle to eliminate them before they land. There are 4 shelters to help protect you from the space monsters' attack, but you cannot fire from behind the shelter.

Joystick: Left and Right  
 button: Fire

## 64. Speedy Way-X



The flag drops and you're racing against time through tropical jungles, city streets, lush fields, and quiet villages. Follow the twisting road and watch out for rocks, puddles, pedestrians, and other vehicles.

Joystick: Left and Right  
 button: Accelerate  
 button: Brake

## 65. Spin Ball



Roll the ball down the track to reach your destination within the given time. When you arrive at your destination and pick up the key, you'll advance to the next level. As you move along the course, you can pick up other helpful objects to gain extra points.

Joystick: 4 directions

## 66. Star Ally



A civil war has broken out in the Galactic Empire. Fight your way through waves of enemy fighters in search of the rebel leader. When you find him, shoot him down in the name of the Emperor and you'll advance to the next level.

Joystick: 8 directions  
 button: Fire

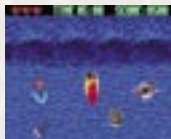
## 67. Submarine War



In this classic game of naval warfare, you alternate turns with your opponent in an attempt to locate the enemy's submarine and to destroy it. You'll need luck and clever thinking to win!

Joystick: 8 directions  
 button: Confirm the selection, Bombing  
 button: Change the direction

## 68. Super Surfing



Catch a wave and race through the crashing surf to grab the red flag before time runs out! Watch out for other surfers and obstacles like swimmers, motorboats, kayaks, and seagulls! The more red flags you collect, the more points you get.

Joystick: Left and Right  
 button: Jump


## 69. The Night



This time you are a monster! Your aim is to destroy the good dreams dropped by the angles. The falling dreams cause the Dream Index to increase. As you destroy more dreams, you will be rewarded with new weapons!

Joystick: Left and Right  
 button: Shooting  
 button: Use Item

## 70. Towers



You must leap from one platform to another while avoiding the deadly spikes. Timing is everything in this game, so pay attention! Make a mistake and you're history!

button: Hold down to gain power, then release to jump up.

## 71. Truck Race



Your truck is full of bricks you must deliver to the job site safe and sound. But with so many obstacles and people in the way, the trip is more complicated than you can imagine! Use your best driving skills and you'll win...if you're lucky!

Joystick: Left and Right  
 button: Accelerate  
 button: Brake

## 72. Ultra Doggy



Your brand new robot Ultra Doggy is trying to get home across busy streets. He needs to collect keys and other helpful objects along the way. When he gets all the keys, he can unlock the gates and go home!

Joystick: 4 directions

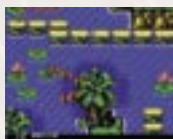
## 73. Under the Sea



You are a spy swimming through a mysterious undersea tunnel beneath an enemy base. You'll need your best reflexes to avoid all the dangers hidden in this deadly passage! Do nothing and you'll start to sink, press  and you'll start to surface.

button: Move up

## 74. Valiant Rescue



A terrible accident has created swarms of mutant monsters determined to destroy mankind! You'll have to blast them out of the skies and destroy their bases on the ground if you want to save the human race from extinction!

Joystick: 8 directions

- button: Shoot at the flying objects
- button: Shoot at the ground objects

## 75. VR-Racing



You're racing your motorcycle against time on a track crowded with other riders! Reach the destination within the time limit and advance to the next level. You can race your motorcycle in 4 exciting locations: Ancient Egypt, Modern City, Suburbs, and Seashore.

Joystick: Left and Right

- button: Accelerate
- button: Brake

## 76. Wison



To win at this puzzle game, you'll have to put on your thinking cap! Place the puzzle pieces in the square so each piece fits perfectly next to the others. If you can fill the board, you win! Sounds easy, doesn't it?

Joystick: Choose a piece

- button: Rotate the piece
  - button: Pick up or put down a piece
- Start: Throw away the selected piece

## 77. Worm Catch



The mother bird needs to catch the worms and feed her babies. But it's a dangerous world out there, so she'll have to watch out for many possible dangers to get the food and protect her babies!

Joystick: 8 directions



## CARING FOR YOUR VS- MAXX

### Standard Care

- Do not disassemble any VS-MAXX external or internal components.
- Do not try to repair any VS-MAXX external or internal components.
- Always switch the power off when connecting or disconnecting the audio/video cable to your TV, video monitor, or VCR.
- Do not store your VS-MAXX in a humid place, on the floor, or in any location where it may collect dirt, dust, lint, etc.
- Do not drop, hit, throw, or abuse the VS-MAXX or any of its components.
- Be sure all cable connections are made carefully and inserted into the correct locations.
- Be sure all plugs are firmly seated in the proper sockets by holding the plugs straight when inserting them into the sockets or jacks.
- When disconnecting any plugs, carefully pull out the plug itself. Do not pull on the cord.
- Do not step on, sharply pull, or bend any wires or cables.
- Do not expose the VS-MAXX or any of its components to extreme temperatures. It may not work properly if the temperature is too hot.
- Do not expose the VS-MAXX to direct sunlight for extended periods of time.
- Do not rapidly turn the power switch on and off. This may shorten the life of the batteries and the VS-MAXX game.

### Cleaning Your VS-MAXX Unit

1. Use a soft slightly damp cloth.
2. Allow the VS-MAXX to dry completely before using again.
3. Do not spill any type of liquids or solvents on the VS-MAXX or its components.

## TROUBLESHOOTING

Before requesting repair or exchange, try the following:

### No picture on the screen

- Is the VS-MAXX turned on?
- Is the TV turned on?
- Is the TV on the A/V channel?
- Is the A/V cable connected properly?
- Do the batteries have enough power?
- Are the batteries properly installed?

### Screen flickers or no color

- Are the TV color controls set properly?
- Are the TV channel fine adjustments set properly?

### No game sound

- Is the TV volume too low or muted?
- Have any of the cables become loose or disconnected?

### Picture on TV is unsteady

- Adjust the vertical or horizontal hold controls on your television until the picture becomes steady.

### Fringes/static appear on TV during play

- Is the video cable connected properly?
- Do the batteries have enough power?

### Picture is blinking or distorted

- Try pressing the reset button. If there is no improvement, turn power off and try again.

### No power

- Check batteries and power switch.

### Joystick/Buttons do not work

- Make sure the joystick is turned on.
- Make sure nothing is blocking the IR beam between the joystick and the receiver

## WARNINGS AND PRECAUTIONS

### **Seizure Warning**

A very small portion of the population have a condition that may cause them to have epileptic seizures or suffer a momentary loss of consciousness when viewing certain kinds of flashing lights or patterns commonly presented in our daily environment. These people may experience seizures while watching some television pictures or playing certain video games. People who have not had any previous seizures may nonetheless have an undetected epileptic condition. If you or anyone you may know has experienced symptoms linked to an epileptic condition (e.g. seizures or loss of awareness), please consult your physician before playing any video games. We recommend that parents observe their children while they play video games. If you or your child experience any of the following symptoms: dizziness, altered vision, eye or muscle twitching, involuntary movements, loss of awareness, disorientation, or convulsions, discontinue use of video games and consult your physician.

### **Image Retention Warning**

Some televisions and monitors can be damaged by video game images. This "image retention" is most commonly caused by test patterns, programming screens, paused video games, and other unchanging images. In general, Projection TVs are more vulnerable to this type of damage. Before using your VS-MAXX system, be sure to review the documentation supplied with your television or video monitor to determine whether or not you can safely play video games on it. If you have any questions, please contact the TV manufacturer for additional information. Senario LLC can not be held liable for damage to your TV set.

### **Additional Safety Information**

Before using your video game system with any TV (especially front and rear projection screens and HDTV systems), video monitor, or VCR, review all of the original manufacturer's documentation to determine whether video games can be safely played on it. Senario LLC can not be held liable for any damage to your TV.

### **Precautions**

- When using the VS-MAXX, do not sit or stand too close to the television or video monitor screen.
- Play the VS-MAXX as far back from the screen as possible.
- Do not play the VS-MAXX if you are tired or need sleep.
- Always play the VS-MAXX in a well-lit room.

### **Repetitive Strain Warning**

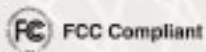
Some people may experience fatigue or discomfort after playing for a long time. Regardless of how you feel, you should ALWAYS take a 10 to 15 minute break every hour while playing. If your hands or arms become tired or uncomfortable while playing, stop and rest. If you continue to experience soreness or discomfort during or after play, listen to the signals your body is giving you. Stop playing and consult a doctor. Failure to do so could result in long term injury. If your hands, wrists or arms have been injured or strained in other activities, use of this system could aggravate the condition. If unsure about your physical condition, consult a doctor before playing.

# 77 In 1 Video Game System



©2005 Senario LLC. All Rights Reserved  
Senario LLC  
1725 Kilkenny Court  
Woodstock, IL 60098

Please keep this manual for future reference.  
The information in this manual is subject to  
change without notice.



This device complies with part 15 of the FCC  
rules. Operation is subject to the condition that  
this device does not cause harmful interference.

FCC ID: MH180327